



BOROUGH OF AMBRIDGE
 600 ELEVENTH STREET
 AMBRIDGE, PA 15003
 724-266-4070

CURB CUT \$100.00

Applicant Information:

Date:

Name: _____

Home Address: _____

Phone (s): _____

(Home)

_____ (Cell)

Address of Property Applying for Curb Cut: _____

Tax Parcel Number: _____

Zoning District: _____

What is the reason the curb cut is being requested?

Number of Cuts Requested: _____

Number of Lots served: _____

Width of Curb cut(s) requested: _____

Parking Meters Disturbed: _____

Estimated traffic volume through curb cut(s): _____

Vehicles/Hr. _____

Provide the following Information on the attached Map/Plan:

1. The Distance to the curb opening from each intersection on the same block - See Sample Plan for measuring technique.
2. The width of the curb cut(s).
3. all borough parking meters within fifty feet of the proposed curb opening. Show which meters are to be removed and the distance to the nearest remaining meter on each side of the curb opening - if applicable
4. all existing and proposed traffic control signs. Identify each sign with a note such as: "Existing Stop Sign" or "proposed One Way Sign"
5. The location of nearby utility poles
6. The direction(s) of traffic flow around the block where the curb cut will be made.

_____ knowledge.

Signature of Applicant _____

(Date) _____

For Office Use Only

- Approved by Police Chief
- Approved by Engineer
- Approved by Council

- Denied by Police Chief
- Denied by Engineer
- Denied by Council

Date Approved/Denied _____

Permit Number _____

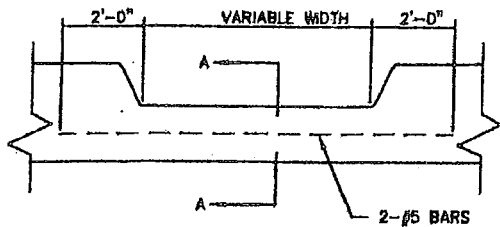
Cause for Denial: _____

Borough Engineer: _____

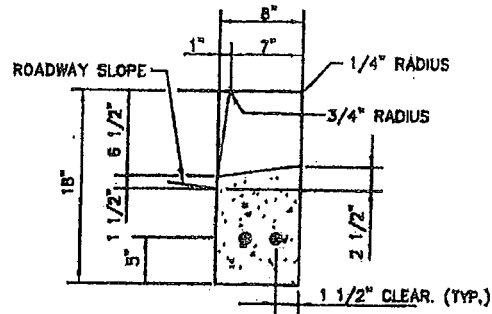
(Date)

Police Chief _____

(Date)

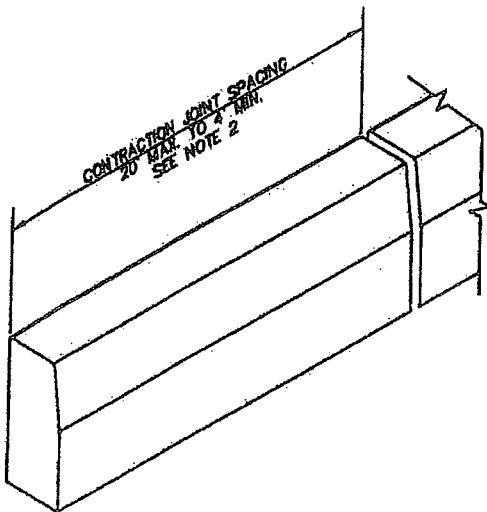


PLAN VIEW




SECTION A-A

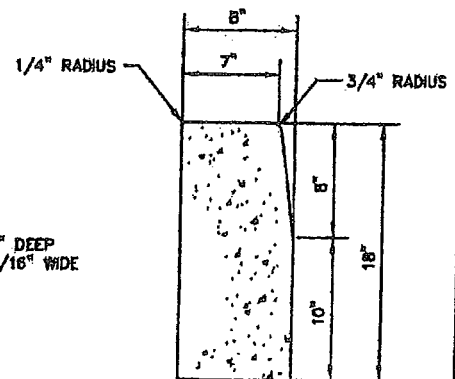
DEPRESSED CURB FOR DRIVEWAYS



PLAIN CONCRETE CURB



DETAIL A
CONTRACTION JOINT



TYPICAL
CROSS SECTION

NOTES:

1. PROVIDE MATERIALS AND CONSTRUCTION MEETING THE REQUIREMENTS OF PUBLICATION 40B, SECTION 630 FOR PLAIN CONCRETE CURB AND DEPRESSED CURB, SECTION 640 FOR PLAIN CONCRETE CURBS.
2. SPACE CONTRACTION JOINTS IN UNIFORM LENGTHS OR SECTIONS.
3. PLACE 3/4-INCH PREMOLDED EXPANSION JOINT FILLER MATERIAL AT STRUCTURES AND AT THE END OF THE WORK DAY, CUT MATERIAL TO CONFORM TO AREA ADJACENT TO CURB OR TO CONFORM TO CROSS SECTIONAL AREA OF CURB.
4. REPLACE LENGTH JOINT TO JOINT

BOROUGH OF AMBRIDGE

STANDARD CURB
REPLACEMENT DETAIL

NIRA Consulting Engineers, Inc.

DR. E.E.B.

DATE: MARCH, 2004

APPR: F.E.L.

DWG FILE: BASD-03